

[Student Information]

Name: _____
Student ID: _____
Teacher #: _____
Branch: _____

Perfect Score: 90
Number Incorrect: _____
Final Score: _____
Score Rating: PASS* / RAL
Grader Teacher #: _____


* Passing Score is 63 or higher

Piano
Level 3

Certificate of Merit®

Practice Theory Test

2020



1. Name the Major key for each of the following key signatures. (6 points total / 1 point each)

The image shows six musical staves, each with a treble and bass clef. The key signatures are: 1. One flat (B-flat), 2. Two sharps (F-sharp, C-sharp), 3. Three sharps (F-sharp, C-sharp, G-sharp), 4. Two sharps (F-sharp, C-sharp), 5. One flat (B-flat), 6. One sharp (F-sharp).

_____ Major _____ Major _____ Major _____ Major _____ Major _____ Major

2. Name the minor key for each of the following key signatures. (3 points total / 1 point each)

The image shows three musical staves, each with a treble and bass clef. The key signatures are: 1. One sharp (F-sharp), 2. No sharps or flats, 3. One flat (B-flat).

_____ minor _____ minor _____ minor

3. Draw sharps or flats before the notes to complete each of the following scales.
(5 points total / 1 point each scale)

D Major

A musical staff in treble clef with seven whole notes: D4, E4, F4, G4, A4, B4, D5.

a minor, harmonic form

A musical staff in bass clef with seven whole notes: A3, B3, C4, D4, E4, F#4, A4.

E Major

A musical staff in bass clef with seven whole notes: E3, F3, G3, A3, B3, C#4, E4.

d minor, natural form

A musical staff in treble clef with seven whole notes: D4, E4, F4, G4, A4, Bb4, D5.

B \flat Major

A musical staff in bass clef with seven whole notes: Bb2, C3, D3, Eb3, F3, G3, Bb3.

4. Mark the name for each of the following intervals. The first one is given.

(6 points total / 1 point each)

- | | | | | | | |
|--|-----------------------------|-----------------------------|-----------------------------|-----------------------------|-----------------------------|-----------------------------|
| <input checked="" type="checkbox"/> M3 | <input type="checkbox"/> P4 | <input type="checkbox"/> M3 | <input type="checkbox"/> M3 | <input type="checkbox"/> M3 | <input type="checkbox"/> M6 | <input type="checkbox"/> M7 |
| <input type="checkbox"/> P4 | <input type="checkbox"/> P5 | <input type="checkbox"/> M2 | <input type="checkbox"/> M7 | <input type="checkbox"/> P3 | <input type="checkbox"/> P8 | <input type="checkbox"/> M6 |
| <input type="checkbox"/> M2 | <input type="checkbox"/> M3 | <input type="checkbox"/> P4 | <input type="checkbox"/> P4 | <input type="checkbox"/> M2 | <input type="checkbox"/> M7 | <input type="checkbox"/> P5 |

5. Name each of the following triads with its root (letter name). Circle Major or minor for each.

The first one is given. (5 points total / 1 point each)

- | | | | | | |
|----------|-----------------------|----------|-----------------------|----------|-----------------------|
| <u>C</u> | <u>Major</u>
minor | <u>G</u> | <u>Major</u>
minor | <u>D</u> | <u>Major</u>
minor |
|----------|-----------------------|----------|-----------------------|----------|-----------------------|

- | | | | | | |
|----------|-----------------------|----------|-----------------------|----------|-----------------------|
| <u>F</u> | <u>Major</u>
minor | <u>C</u> | <u>Major</u>
minor | <u>G</u> | <u>Major</u>
minor |
|----------|-----------------------|----------|-----------------------|----------|-----------------------|

6. Name the position (inversion) for each of the following triads (R, 1st, or 2nd). The first one is given. (5 points total / 1 point each)

1st

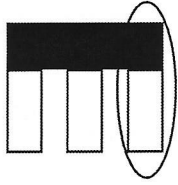
7. Mark the Roman numeral for each of the following triads. Use the **Major key** for each example. The first one is given. (5 points total / 1 point each)

- | | | |
|---------------------------------------|-----------------------------|-----------------------------|
| <input checked="" type="checkbox"/> I | <input type="checkbox"/> I | <input type="checkbox"/> I |
| <input type="checkbox"/> IV | <input type="checkbox"/> IV | <input type="checkbox"/> IV |
| <input type="checkbox"/> V | <input type="checkbox"/> V | <input type="checkbox"/> V |


- | | | |
|-----------------------------|-----------------------------|-----------------------------|
| <input type="checkbox"/> I | <input type="checkbox"/> I | <input type="checkbox"/> I |
| <input type="checkbox"/> IV | <input type="checkbox"/> IV | <input type="checkbox"/> IV |
| <input type="checkbox"/> V | <input type="checkbox"/> V | <input type="checkbox"/> V |

13. The pictures below represent the piano pedals. Mark the pedal that will be pressed for each of the following terms or symbols. The first one is given. (2 points total / 1 point each)


a. *ped.* *



b. *una corda*



c. _____



14. Mark the **loudest** dynamic symbol in each of the following examples. (3 points total / 1 point each)

a. _____ *fff*
 _____ *mf*
 _____ *ff*

b. _____ *p*
 _____ *pp*
 _____ *mp*

c. _____ *mp*
 _____ *mf*
 _____ *f*

15. Mark the correct term for each of the following definitions. (7 points total / 1 point each)

a. spirited
 _____ *sforzando*
 _____ *spiritoso*
 _____ *moderato*

b. sweetly
 _____ *dolce*
 _____ *adagio*
 _____ *andante*

c. much, very
 _____ *poco*
 _____ *molto*
 _____ *tre corde*

d. walking tempo
 _____ *allegro*
 _____ *spiritoso*
 _____ *andante*

e. quickly, lively
 _____ *vivace*
 _____ *moderato*
 _____ *adagio*

f. gradually faster
 _____ *ritardando*
 _____ *a tempo*
 _____ *accelerando*

g. little
 _____ *tenuto*
 _____ *poco*
 _____ *molto*

Lynes: *Sonatina, Op. 39, No. 2: Rondo*

Answer questions 16-20 about the music above. (9 points total / 1 point each)

16. According to the key signature, which note will receive a sharp? ___ F ___ D ___ B
17. What does the dynamic mark in measure 1 mean? ___ very loud
 ___ very, very loud
 ___ medium loud
18. What is the name of the accidental in measure 3? ___ G sharp
 ___ G natural
 ___ G flat
19. How many beats will the tied note in measures 7-8 receive? ___ 2 beats
 ___ 4 beats
 ___ 6 beats
20. Write the root (letter name) and circle Major or minor for each boxed chord.
- a. ___ Major minor
- b. ___ Major minor
- c. ___ Major minor
- d. ___ Major minor
- e. ___ Major minor

Handel: *Minuet*

Answer questions 21-24 about the music above. (9 points total / 1 point each)

21. Which type of note receives one beat?
 whole note
 eighth note
 quarter note
22. This music has a first and second ending.
 In what order should the measures be played when ending the music?
 measures 7, 9, 1
 measures 7, 8, 9
 measures 6, 7, 9
23. This music is in the key of F Major. Mark
 The Roman numeral for each boxed chord.
 1. I IV V
 2. I IV V
 3. I IV V
24. Mark the name of each circled interval.
 a. M7 P5 M6
 b. M3 M2 P4
 c. P5 P4 M3
 d. M6 P5 P4